




VLE INSURANCE

CSC e Governance Services India Limited

Ministry of Electronics & Information Technology, Electronics Niketan, 6, CGO Complex, **New Delhi-110003**

- ❖ Go to Digital Seva Portal <https://digitalseva.csc.gov.in/>
- ❖ Enter your CSC ID & Password.
- ❖ Search “INSURANCE” .

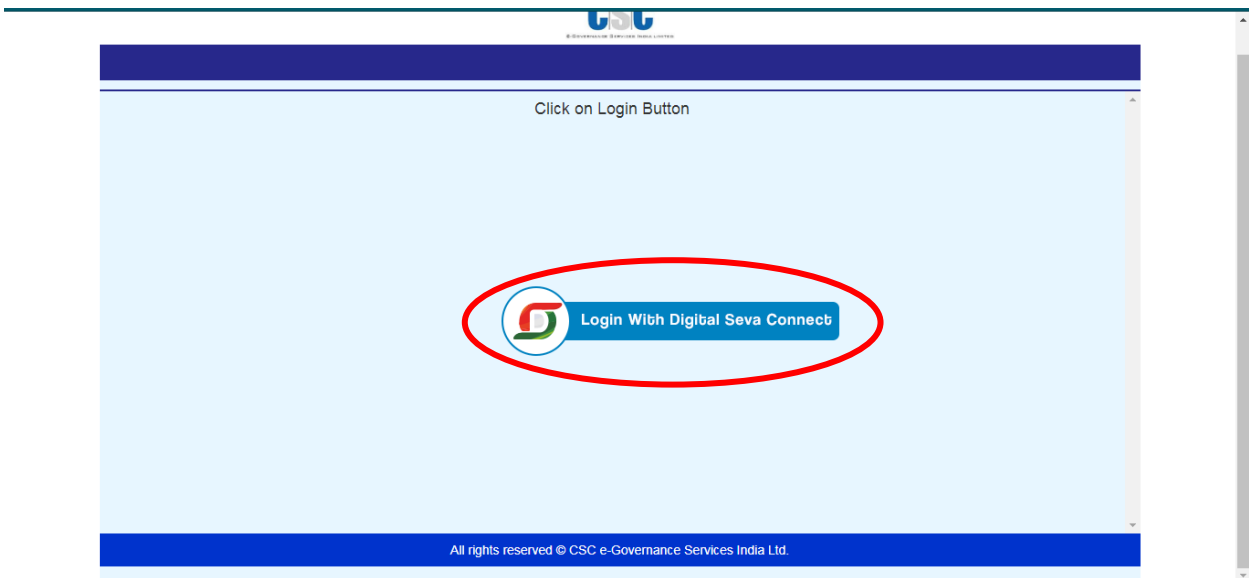


Click on VLE IINSURANCE REGISTRATION

- ❖ It will take you to the following webpage of VLE INS <http://15.206.9.238/vleinsurance/> (You can also directly go to this link for the Registration)



Click on VLE INS REGISTRATION



❖ Login using your CSC ID and Password.

PERSONAL INFORMATION

CSCID:

First Name:

Middle Name:

Last Name:

Father's Name:

Mother's Name:

Email:

Mobile:

Date of Birth:

Gender: Male Female

Religion:

Category:

Your Passport Size Photo: No file chosen
(This photo will appear on your certificate)

Upload your passport size photo. This photo will appear in your certificate.

VLE EDUCATION DETAIL

Education Qualification:

ADDRESS

State:

District:

Tehsil:

Line1:

Line2:

City:

Pincode:

DOCUMENT UPLOAD

Document Name	Document Type	Document No	Choose File	
1. Photo ID Proof	<input type="text" value="select docu"/>	<input type="text"/>	<input type="button" value="Choose File"/> No file chosen	Document maximum size is 75kb
2. Copy of PAN Card		<input type="text"/>	<input type="button" value="Choose File"/> No file chosen	Document maximum size is 75kb
3. Education Proof		<input type="text"/>	<input type="button" value="Choose File"/> No file chosen	Document maximum size is 75kb

Upload all required documents here.

CLICK HERE

❖ After Filling the form and uploading the documents, PROCEED TO PAY.

The screenshot shows the CSC payment interface. On the left, a purple box titled "Pay by Wallet" displays the following information: SALE AMOUNT - ₹ 200, WALLET AMOUNT - ₹ 200, and "In Words: - Rs Two Hundred Only." On the right, a white box contains transaction details: CSC Reference No: 9263122824863412, Date: 2019-09-20 12:28:33, and CSC ID: 317443430016. Below these details is a password validation form with a "Password" input field, the text "Please enter password", and "Validate" and "Cancel" buttons. The top right corner shows "Amount to Pay: ₹ 200". The footer includes the slogan "Safe, Secure & Swift" and the copyright notice "© 2017 CSC E-Governance Services India Limited. All right reserved."

- ❖ Please make the payment by entering your wallet details.
- ❖ After payment, your registration is completed. Your registration number will be displayed on the screen, please note it down. It will be your CSC ID.

The screenshot shows the CSC homepage. At the top, there are logos for Digital India, the Government of India, and CSC. The main content area features a large banner for "LIFE INSURANCE" on the left and a navigation menu on the right. The navigation menu includes "VLE - INS REGISTRATION" (click here), "RE - APPEAR FEE" (click here), and "LMS LOGIN" (click here). The "LMS LOGIN" button is circled in red, and a red arrow points from it to a yellow box containing the text "Click here to start your training." The footer of the page reads "CSC e-Governance Services India Limited 3rd Floor."

Click here to start your training.



VLE INSURANCE LOGIN

Registration Number:

Mobile No:

Submit

❖ Enter your Registration Number (CSC ID) and Registered Mobile Number (as filled in the form).



Welcome JITENDRA SINHA! | 20 September 2019 | Logout

HOME

MY DETAILS

MODULES (0)

LOGOUT

HI JITENDRA,

You are logged in as Learner.

To continue, click any of the links in the left panel.

Important Information: You need to complete all your VLE INSURANCE Training.

Click on MODULES











CSC
E-GOVERNANCE SERVICES INDIA LIMITED

Welcome JITENDRA SINHA! | 20 September 2019 | Logout

HOME
MY DETAILS
MODULES (0)
LOGOUT

To launch a Module, click the Launch icon.

Choose Language: English Hindi Bengali Gujarati

Module Title	Launch Module
History Of Life Insurance	
Insurance Documents	
Premium	
Concepts Of Benefits And Deductibles	
Claims Health Insurance	
Claims Non Life Process And Documents	
Tpahalh Insurance	
Introduction To Insurance	
Fundamentals Of Insurancepart	
Fundamentals Of Insurancepart	

Click on Module 1 and download the training content in PDF format

- ❖ Complete each module. You can access the next Module only after completing 1 hour. There are total 15 modules of 1 hour each, the total training is of 15 Hours.
- ❖ After completing the training, you can Download your TRAINING CERTIFICATE.

CSC
E-GOVERNANCE SERVICES INDIA LIMITED

Welcome ATULKUMAR VALAND! | 20 September 2019 | Logout

HOME
MY DETAILS
MODULES (16)
EXAM LINK
DOWNLOAD
LOGOUT

Download certificates

DOWNLOAD TRAINING CERTIFICATE

Click Here

- ❖ Now you can appear for the exam by Clicking on EXAM LINK.

HOME

MY DETAILS

MODULES (16)

EXAM LINK

DOWNLOAD

LOGOUT

Click Here

Click Here Start Your Exam



Wel come to Online Exam

Start Test Now!

- ❖ Minimum marks for passing is 10/25. After successfully passing the exam, Click on DOWNLOAD for Licensing Process.

- HOME
- MY DETAILS
- MODULES
- DOWNLOAD**
- LOGOUT

Download certificates

DOWNLOAD TRAINING CERTIFICATE

VLE-INS Terms & Conditions

1. General

- A. Subject to the issuance, continuation or renewal of the license granted by CSC e-Governance Services India Ltd. to the VLE, the VLE shall effective the date of issuance of the license by the CSC SPV ("Effective Date") act as Village Level Entrepreneur - Insurance and Solicit and Service the Company's insurance products with which CSC SPV has an agreement.
- B. The VLE-INS shall, at all times during this engagement be responsible to, comply and adhere with all applicable:
- C. Laws, rules, regulations, codes and guidelines of government authorities and more particularly with the issuance act, the insurance rules, regulation, guidelines, notifications and directives issued there under. The VLE-INS confirms having read the policies and understands that they form an integral part of these terms and conditions. Further, the parties agree that in the event of any discrepancy in the interpretation of the policies these terms and conditions, the policies shall take precedence.
- D. The VLE-INS shall have the following responsibilities:
 - i. To solicit proposals of insurance for the Insurance Company.
 - ii. To meet the Standards indicated by the Insurance Company and CSC SPV from time to time on its portal.
 - iii. Maintain and continue to maintain necessary and adequate infrastructure.
 - iv. Be fully responsible and accountable for all acts and omissions of self.
 - v. Pass all expenses incurred in the performance of duties as VLE-INS.

- HOME
- MY DETAILS
- MODULES
- DOWNLOAD**
- LOGOUT

VLE-INS Signature:

- x. To not act so as to put the Insurance Company at risk by delivering any policy, endorsement or supplementary contract issued to a customer whose health or occupation he/she knows or has reason to suspect has changed since the date of proposal.
- xi. Explain all the essential provisions of the cover offered by the policy recommended by him so that, as far as possible, the prospective client understands what is being purchased.
- xii. Draw attention to any warranty imposed under the policy, major or unusual restrictions, exclusions under the policy and explain how the contract may be cancelled.
- xiii. Provide the client with prompt confirmation that insurance has been affected. If the final policy wording is not included with this confirmation, the same shall be forwarded as soon as possible.
- xiv. To not amend or alter any forms, documents or materials supplied by the Insurance Company or any forms, documents or materials belonging to any customer, nor attempt or engage in any form of forgery in respect of the documents related to any of the insurance products, applications, claims or other documents submitted/produced before any customer or the Insurance Company.
- xv. To not induce or encourage customers to split policies to gain an unfair advantage for self.
- xvi. Ensure that its client is aware of the expiry date of the insurance even if it chooses not to offer further cover to the client.
- xvii. Explain to its client their obligation as per the defined process of the specific Insurance Company to notify claims promptly and to

Please accept the terms & condition.

Upload Signature: *

Choose File | No file chosen

File size between (20-50KB). Accept only jpg, jpeg, png files only.

Upload Signature

❖ Accept the Terms & Conditions. Upload your Signature.

- HOME
- MY DETAILS
- MODULES
- DOWNLOAD**
- LOGOUT

Signature uploaded successfully. Please go back to download certificate. [Go Back](#)

- ❖ Click on GO BACK to Download your Agreement Copy and License.

- HOME
- MY DETAILS
- MODULES
- DOWNLOAD**
- LOGOUT

Download certificates

DOWNLOAD TRAINING CERTIFICATE

DOWNLOAD AGREEMENT

DOWNLOAD VLE LICENSE

- ❖ Once the License is generated, VLE - INS services will be activated within 10 days.